



THERMAL MANAGEMENT HOSES

Helping to control the temperature of your equipment.



Hose Products Division

Thermal Management Hoses

As equipment thermal management requirements evolve, Parker's Hose Products Division continues to meet those connection demands to cool the energy sources and components for an optimal level of performance. Our customers have grown accustomed to Parker leading the world in fluid power and conveyance. Thus, the thermal management product offering follows our tradition of excellence by offering a comprehensive solution strategy.

Product Recommendations By Market

Hose Series	Hose Tube Mtl	Cooling Type	Elec Cooling	Off Hwy Equip	Mining	On Hwy Truck/Bus	Applicable Stds.
801	NBR	Hyd Oil/Liq Cooling	●	●	●	●	MSHA, UL94 HB
807	EPDM-P	Liquid Cooling	●	●		●	UL94 V-0
836	PKR	Hyd Oil/Liq Cooling		●	●	●	MSHA
627	EPDM-P	Liquid Cooling	●	●		●	UL94 HB
629	EPDM-P	Liquid Cooling	●				UL94 V-0
7181	EPDM	Liquid Cooling	●	●		●	SAE J20R3 D-2
*7395	EPDM-P	Liquid Cooling	●	●		●	SAE J20R2 D-1
*7219	NBR	Hyd Oil/Liq Cooling		●	●	●	
**285	NEOPRENE	Refrigerant	●	●	●	●	SAE J3062 Type C Class 1
**244	BUTYL	Refrigerant	●	●	●	●	SAE J2064 Type B Class 1

Product Recommendations By Size (See individual page for actual ID)

Hose Series	3.5	4	5	6	8	10	12	14	16	20	24	32
801		●		●	●	●	●		●			
807		●		●	●	●	●		●			
836		●		●	●	●	●					
627				●	●		●		●	●	●	
629	●	●										
7181		●	●	●	●	●	●		●			
*7395					●	●	●	●	●	●	●	●
*7219					●	●	●		●	●	●	●
**285		●		●	●	●	●	●				
**244									●	●	●	

Product Recommendations By Pressure (Per Size)

Hose Series	3.5	4	5	6	8	10	12	14	16	20	24	32
801		350		350	300	300	300		200			
807		150		150	150	150	150		100			
836		400		400	400	350	350					
627				150	150		150		150	150	150	
629	150	150										
7181		65	65	65	65	65	50		45			
*7395					150	150	150	150	150	75	75	75
*7219					150	150	150		150	75	75	75
**285		500		500	500	500	500	500				
**244									500	500	350	

*Note: E-Z Form is designed to be used in extremely tight bends where traditional products will kink.

**Note: Not recommended for non-refrigerant applications.

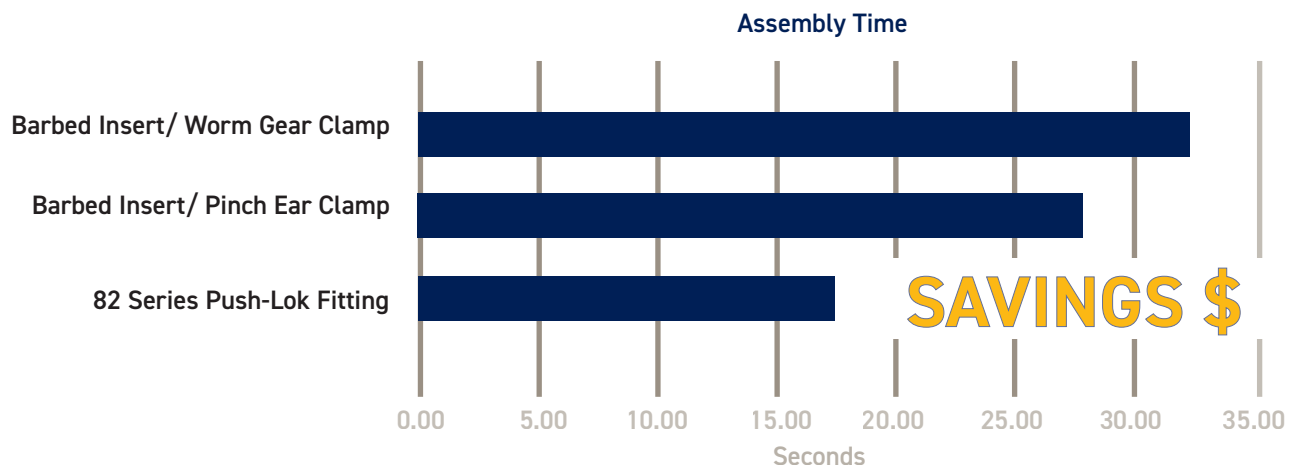



Push-Lok Hose System

Since 1968 customers have relied on Parker's Push-Lok Hose System for a reliable, durable, leak free hose assembly. The design of the Push-Lok hose and fitting are a highly engineered system that has been rigorously tested for leakage, coupling retention, and burst. The Push-Lok system is easy to use requiring no clamps or special tools during installation. The Parker Push-Lok assembly can be made in seconds, saving valuable time and cost. Push-Lok 82 series fittings are reusable, which can be replaced at the job site without any special tools or clamps. Its unique seal ensures reliable, durable, leak-free service. Outstanding quality, valuable efficiency and Parker's leak-free assurance are what you get with Parker Push-Lok hose and fitting system. The industry's most complete line of low-pressure hose and fittings, Push-Lok has been offering the range and versatility to meet all your needs for over 50 yrs. Now that is reliability!

Reasons to use Push-Lok:

- **Leak Free Technology**
- **Eliminates Clamps**
- **Eliminates Improper Clamp Positioning**
- **Faster Assembly Time**
- **Field Attachable and Reusable**
- **Manufacturer Qualified Assembly**
- **Reliable**
- **Proven History**
- **Color Coding Capability**



801 – Push-Lok Plus®

Multipurpose

Available Cover Colors:



# Part Number	Hose I.D.		Hose O.D.		Working Pressure		Minimum Bend Radius		Weight		Vacuum Rating		Parkrimp HY Series	Field Attachable 82 Series
	inch	mm	inch	mm	psi	MPa	inch	mm	lbs/ft	kg/m	inches of Hg	kPa		
801-4	1/4	6,3	0.50	12,7	350	2,4	2-1/2	65	0.09	0,13	28	95	•	•
801-6	3/8	10	0.63	15,9	350	2,4	3	75	0.11	0,16	28	95	•	•
801-8	1/2	12,5	0.78	19,8	300	2,1	5	125	0.18	0,27	28	95	•	•
801-10	5/8	16	0.91	23,0	300	2,1	6	150	0.19	0,28	15	51	•	•
801-12	3/4	19	1.03	26,2	300	2,1	7	180	0.24	0,36	15	51	•	•
801-16	1	25	1.28	32,6	200	1,4	10	250	0.37	0,55	15	51	•	•

Application: Pneumatic, petroleum base hydraulic fluid, lubricating oils, and antifreeze solutions (not suitable for dry air applications).

Diesel fuel: approved only when coupled with HY Series fittings.

Inner Tube: Synthetic rubber.

Reinforcement: One fiber braid.

Cover: Synthetic rubber, MSHA accepted, UL94 HB rated

Temp Range: Air: +158° F (+70° C); Water: +185° F (+85° C);

Oil: -40° F to 257° F (-40° C to +125° C).

• Push-Lok is not recommended for any refrigerant, or for use in air conditioners and heat pump applications.

• Push-Lok is not recommended for applications where extreme pulsation is encountered.

• 801 hose is not approved with any HY Series stainless steel fittings.

WARNING: This product can expose you to chemicals including Carbon Black, which is known to the State of California to cause cancer. For more information go to www.p65warnings.ca.gov.

807 – Push-Lok EPDM-P

Air/Water/Coolant

Available Cover Colors:



# Part Number	Hose I.D.		Hose O.D.		Working Pressure		Minimum Bend Radius		Weight		Vacuum Rating		Field Attachable 82 Series
	inch	mm	inch	mm	psi	MPa	inch	mm	lbs/ft	kg/m	inches of Hg	kPa	
807-4-BLK-RL	1/4	6,4	0.48	12,1	150	1,0	1.0	25.4	0.08	0,12	15	51	•
807-6-BLK-RL	3/8	9,5	0.63	15,9	150	1,0	1.5	38.1	0.11	0,17	15	51	•
807-8-BLK-RL	1/2	12,7	0.81	20,6	150	1,0	2.8	69.9	0.17	0,25	15	51	•
807-10-BLK-RL	5/8	15,9	0.91	23,1	150	1,0	3.5	88.9	0.20	0,30	15	51	•
807-12-BLK-RL	3/4	19,1	1.05	26,7	150	1,0	4.5	114.3	0.25	0,37	15	51	•
807-16-BLK-RL	1	25,4	1.28	32,6	100	0,7	6.5	152.4	0.31	0,46	10	34	•

Tube: Black EPDM, peroxide cured

Reinforcement: One fiber braid

Cover: Black, red, and blue, synthetic rubber; smooth finish

Temperature Range: -40° F to +212° F (-40° C to +100° C)

Brand Method: White ink

Brand Example: Parker 807-16 PUSH-LOK EPDM-P;

WP 1MPa (100 psi) 25,4mm (1"); UL94 V-0 HOSE COVER MADE IN USA

Design Factor: 4:1

Industry Standards: UL94 V-0 Flame Resistance Rating

Application: DI water and glycol based coolant solutions, air and phosphate ester

Vacuum: 15 in hg (sizes -4 through -12); 10 in hg (size -16)

Couplings: Designed to be used with 82 series fittings

WARNING: This product can expose you to chemicals including Carbon Black, which is known to the State of California to cause cancer. For more information go to www.p65warnings.ca.gov.

836 – Push-Lok Plus®

Multipurpose

Available Cover Colors:



# Part Number	Hose I.D.		Hose O.D.		Working Pressure		Minimum Bend Radius		Weight		Vacuum Rating		Parkrimp HY Series	Field Attachable 82 Series
	inch	mm	inch	mm	psi	MPa	inch	mm	lbs/ft	kg/m	inches of Hg	kPa		
836-4	1/4	6,3	0.50	12,7	400	2,8	2-1/2	65	0.09	0,13	28	95	•	•
836-6	3/8	10	0.63	15,9	400	2,8	3	75	0.11	0,16	28	95	•	•
836-8	1/2	12,5	0.78	19,8	400	2,8	4	100	0.18	0,27	28	95	•	•
836-10	5/8	16	0.91	23,0	350	2,4	5	125	0.19	0,28	18	61	•	•
836-12	3/4	19	1.03	26,2	300	2,1	6	150	0.24	0,36	18	61	•	•

Application: Pneumatic, petroleum base hydraulic fluid, lubricating oils, diesel fuels and antifreeze solutions.

Inner Tube: PKR®.

Reinforcement: One fiber braid.

Cover: PKR, MSHA accepted.

Temp Range: Air: +212° F (+100° C).

Water: +185° F (+85° C).

Oil: -55° F to +302° F (-48° C to +150° C).

Diesel fuels: -40° F to 302° F (-40° C to 150° C) with HY crimps only.


Fittings: HY Series, 82 Series

WARNING: This product can expose you to chemicals including Carbon Black, which is known to the State of California to cause cancer. For more information go to www.p65warnings.ca.gov.

Push-Lok Assembly and Disassembly Steps

Assembly is easy

1. Cut hose cleanly and squarely with a sharp knife or a Parker Push-Lok cut-off tool.
2. Lubricate the Push-Lok fitting and/or Hose I.D. with a light oil or soapy water only. Do not use heavy oil or grease.
3. Insert fitting into hose until the barb is in the hose.
4. Place end fitting against a flat object (bench or wall). Grip hose approximately one inch from end and push with steady force until the end of the hose bottoms on the fitting and is covered by the yellow plastic cap.



Disassembles fast

1. Leave fitting in place and cut hose lengthwise from the yellow cap approximately one inch.
IMPORTANT: Be careful not to nick barbs when cutting hose.
2. Grip hose and give a sharp downward tug to disengage the fitting.



Caution: Push-Lok fittings will properly grip Push-Lok hose only when pushed all the way in with the cut end of the hose completely concealed by the yellow plastic cap.

Sealing integrity may be damaged by using exterior clamps.




Push-Lok Hose Cutters

Use Parker Push-Lok hose cutters to ensure quick and easy cutting. They are designed for use on all Push-Lok hose sizes and non-wire hose up to 1-1/8" O.D.

TH11 - 1 Hose Cutter

Designed to squarely cut Push-Lok hose 1/4" I.D. through 3/4" I.D.



881540

Hose Cutter with Toggle

This unique tool combines a hose cutter with a toggle action that presses the fitting into the hose, making every job easier, whether you are making one assembly or a hundred. It is designed to handle Push-Lok hose from 1/4" through 3/4".

Overall length: 16"

Weight: approximately 4 pounds



The Most Flexible Route from Hose Application to Hose Installation

E-Z Form™ hose provides extreme flexibility for easy and quick installation of coolant, water and oil suction/return lines on mobile and industrial equipment.

Available in multiple incremental sizes, E-Z Form hose:

- minimizes the need for costly made-to-order pre-formed hose and metal tubing,
- lowers the number of connections and potential leak points,
- reduces installation time,
- provides rapid delivery from stock and
- does not require dedicated inventory.

Designed to handle extreme bends while allowing full-flow, kink-free performance, E-Z Form hose effectively replaces preformed hoses and hose/bent metal tube assemblies in many applications – eliminating special design, tooling and fabrication costs and associated long lead times. E-Z Form hose is available in three distinct versions, all of which

incorporate a helical wire for full suction/vacuum service.

Parker has qualified E-Z Form hose with multiple styles of crimp fittings in popular sizes and configurations. For fitting and crimp specifications, refer to Crimpsource® at www.parker.com/crimpsource.

Crimpsource provides easy access to all the specifications necessary to correctly fabricate a factory quality hose assembly. You can also print a simple-to-follow data specification sheet or crimper decal.



Off-the-Shelf Convenience and Dramatic Cost Reduction Opportunities

E-Z Form hose is designed and manufactured as a versatile, solution-driven product for OEM and aftermarket-related applications.

Hose Problem

Excessive time/labor to design, develop and procure prototypes
High cost of made-to-order tooling
High cost of low-volume formed hoses and bent metal tubes
Multiple leak points inherent in hose/tube combination assemblies
Significant time/labor required to install hose/tubes in tight routing applications
Other hoses consume more footage due to "rounding out" the required bends
Cost of inventory/management/storage of numerous formed hose SKUs
Cost of inventory/management/storage of shaped adapters and special fittings

E-Z Form Hose Solution

- ✓ E-Z Form is a catalog product available from stock in multiple incremental sizes
- ✓ One continuous length of hose minimizes leak points and subsequent warranty issues
- ✓ Extreme flexibility streamlines installation and eliminates the need to braze metal tubes
- ✓ Extreme flexibility allows a more direct path in routing
- ✓ Replaces many made-to-order hoses; Packaged in convenient reels and coils and can be cut to length as needed
- ✓ Extreme flexibility permits efficient hose routing while minimizing the need for adapters and/or special fittings

7395 – E-Z FORM™ GS

General Service Hose



Series 7395 hose construction incorporates a tube that is resistant to commonly used coolant mixtures, a wire helix that provides full suction/vacuum capability and a path to conduct a static electrical charge to ground, and a cover that is resistant to abrasion, mild chemicals, heat and ozone. The unique Greek cover corrugations are tightly pitched and precision-engineered, providing minimal force-to-bend, superior kink resistance, and extreme flexibility to allow for routing through confined spaces where formed hose is normally required.

NOTE: Do not drag across sharp edges or highly abrasive surfaces.

# Part Number	Hose I.D.		Reinf Layers	Hose O.D.		Approx Wt		Minimum Bend Radius		Max WP		Perm Cplg Rec	Nom Std Pack Qty ft	Pkg Type
	inch	mm		inch	mm	lbs/ft	kg/m	inch	mm	psi	MPa			
7395-0375300	3/8	9,5	2	0.8	20,8	0.24	0.36	0.9	24,1	150	0,11	*	300	Reel
7395-0500025	1/2	12,7	2	0.9	23,8	0.27	0.40	0.9	24,1	150	0,52	HY	25	Carton
7395-0500300													300	Reel
7395-0625025	5/8	15,9	2	1.1	27,0	0.33	0.49	1.3	32,7	150	0,52	HY	25	Carton
7395-0625300													300	Reel
7395-0750025	3/4	19,1	2	1.2	30,0	0.35	0.52	1.4	36,3	150	0,52	HY/43	25	Carton
7395-0750300													300	Reel
7395-0875025	7/8	22,2	2	1.3	32,8	0.38	0.57	1.4	36,3	150	0,52	*	25	Carton
7395-0875300													300	Reel
7395-1000025	1	25,4	2	1.4	36,0	0.41	0.61	1.4	36,3	150	0,52	HY/43	25	Carton
7395-1000300													300	Reel
7395-1125025	1-1/8	28,6	2	1.5	38,0	0.42	0.63	1.8	46,5	75	0,52	*	25	Carton
7395-1250025	1-1/4	31,8	2	1.7	43,0	0.50	0.75	2.2	56,7	75	0,52	HY/43	25	Carton
7395-1250130													130	Coil
7395-1375025	1-3/8	34,9	2	1.8	46,0	0.54	0.80	2.8	70,5	75	0,52	*	25	Carton
7395-1375130													130	Coil
7395-1500025	1-1/2	38,1	2	1.9	49,0	0.58	0.86	2.9	74,1	75	0,52	43	25	Carton
7395-1500130													130	Coil
7395-1750025	1-3/4	44,5	2	2.2	56,0	0.68	1,01	4.0	101,0	75	0,52	*	25	Carton
7395-2000025	2	50,8	2	2.5	63,0	0.96	1,43	4.6	117,4	75	0,52	43	25	Carton
7395-2000130													130	Coil

Tube: Black EPDM

Reinforcement: Multiple textile braids or plies with wire helix

Cover: Black EPDM; Greek corrugated finish

Temp. Range: -50° F to +257° F (-45° C to +125° C)

Brand Method: Black text on blue stripe

Brand Example: PARKER SERIES 7395 E-Z FORM™ GS
HOSE XXX PSI MAX WP

Design Factor: 4:1

Industry Standards: SAE J20R2-D1 performance
UL94 Flame Resistance Rating HB;
up through 1"

Applications:

- Air, coolant, mild chemicals, water
- Coolant systems, drain lines, vacuum service
- SAE-performance in engine coolant service, general industrial

Vacuum: 29" Hg (737 mm Hg)

WARNING: This product can expose you to chemicals including Carbon Black, which is known to the State of California to cause cancer. For more information go to www.p65warnings.ca.gov.



Use the QR code to find the part numbers, sizes, physical characteristics, and packaging available per series.

7219 – E-Z FORM™ MP

Multipurpose Oil Resistant Hose



Series 7219 hose construction incorporates a tube that is resistant to a oil and refined fuels, a wire helix that provides full suction/vacuum capability and a path to conduct a static electrical charge to ground, and a cover that is resistant to oil and weathering. The unique Greek corrugations are tightly pitched and precision-engineered, providing minimal force-to-bend, superior kink resistance, extreme flexibility and allow for routing through confined spaces where formed hose is normally required.

- NOTES:**
- Do not use in fuel dispensing or service applications requiring API, NFPA, UL, ULC or any other agency approval or listing.
 - Refer to the Refined Fuel/Hose Compatibility Table in the Media Compatibility section.
 - Do not drag across sharp edges or highly abrasive surfaces.

# Part Number	Hose I.D.		Reinf Layers	Hose O.D.		Approx Wt		Minimum Bend Radius		Max WP		Perm Cplg Rec	Nom Std Pack Qty ft	Pkg Type
	inch	mm		inch	mm	lbs/ft	kg/m	inch	mm	psi	MPa			
7219-0500025	1/2	12,7	2	0.9	23,8	0.27	0,40	0.9	24,1	150	0,52	HY	25	Carton
7219-0500300													300	Reel
7219-0625025	5/8	15,9	2	1.1	27,0	0.33	0,49	1.3	32,7	150	0,52	HY	25	Carton
7219-0625300													300	Reel
7219-0750025	3/4	19,1	2	1.2	30,0	0.35	0,52	1.4	36,3	150	0,52	HY/43	25	Carton
7219-0750300													300	Reel
7219-1000025	1	25,4	2	1.4	36,0	0.41	0,61	1.4	36,3	150	0,52	HY/43	25	Carton
7219-1000300													300	Reel
7219-1250025	1-1/4	31,8	2	1.7	43,0	0.50	0,75	2.2	56,7	75	0,52	HY/43	25	Carton
7219-1250130													130	Coil
7219-1500025	1-1/2	38,1	2	1.9	49,0	0.58	0,86	2.9	74,1	75	0,52	43	25	Carton
7219-1500130													130	Coil
7219-1625025	1-5/8	41,3	2	2.1	53,0	0.64	0,95	3.6	92,4	75	0,52	*	25	Carton
7219-1750025	1-3/4	44,5	2	2.2	56,0	0.68	1,01	4.0	101,0	75	0,52	*	25	Carton
7219-2000025	2	50,8	2	2.5	63,0	0.96	1,43	4.6	117,4	75	0,52	43	25	Carton
7219-2000130													130	Coil

Tube: Black nitrile

Reinforcement: Multiple textile plies with wire helix

Cover: Black chloroprene; Greek corrugated finish

Temp. Range: Sizes 1/2", 5/8", 3/4" and 1": -30° F to +250° F
(-34° C to +121° C)
All other sizes: -30° F to +212° F
(-34° C to +100° C)

Brand Method: Black text on red stripe

Brand Example: PARKER SERIES 7219 E-Z FORM™ MP
HOSE 75 PSI MAXWP

Design Factor: 4:1

Industry Standards: None applicable

Applications:

- Biodiesel (to B20 in dedicated and non-dedicated service), diesel, ethanol, gasoline, oil
- Oil suction/return lines; vehicle fuel fill connector lines; drain lines
- Buses, cranes, mobile off-road equipment

Vacuum: 29" Hg (737 mm Hg)

WARNING: This product can expose you to chemicals including Carbon Black, which is known to the State of California to cause cancer. For more information go to www.p65warnings.ca.gov.



Use the QR code to find the part numbers, sizes, physical characteristics, and packaging available per series.

Thermal Cooling Products

627 Thermal Cooling Hose

Parker's 627 is designed to be utilized for the transfer of coolants in high performance computers and data farms. The tube is specially formulated and compounded peroxide cured EPDM for compatibility with industrial coolants.



# Part Number	Hose I.D. inch mm		Reinf Layers	Hose O.D. inch mm		Approx Wt lbs/ft kg/m		Minimum Bend Radius inch mm		Max WP psi MPa		Perm Cplg Rec	Pkg Type
627-6-RL	3/8	9,5	2	0.7	16,7	0.13	0,19	1.3	33,0	150	1,03	HY	Reel
627-8-RL	1/2	12,7	4	0.9	22,7	0.24	0,36	2.0	50,8	150	1,03	HY	Reel
627-12-RL	3/4	19,1	4	1.2	29,4	0.34	0,51	3.0	76,2	150	1,03	HY	Reel
627-16-RL	1	25,4	4	1.4	36,3	0.46	0,68	4.5	114,3	150	1,03	HY	Reel
627-20-RL	1 1/4	31,8	4	1.8	45,7	0.67	1,01	6.5	165,1	150	1,03	HY	Reel
627-24-RL	1 1/2	38,1	4	2	50,8	0.84	1,24	9	228,6	150	1,03	43	Reel

Tube: Black EPDM, peroxide cured

Reinforcement: Multiple textile plies

Cover: Black Synthetic Rubber; smooth finish

Temperature Range: -40°F to +212°F (-40°C to +100°C)

Brand Method: White ink

Brand Example: Parker Series 627

Design Factor: 4:1

Industry Standards: UL94 HB Flame resistance rating

Application: DI water and glycol-based coolant solutions









Couplings: Designed to be used on hose barb and clamped

WARNING: This product can expose you to chemicals including Carbon Black, which is known to the State of California to cause cancer. For more information go to www.p65warnings.ca.gov.

629 Server Blade Hose

Parker's 629 is designed to be utilized for the transfer of coolants in high performance computers and data farms. The tube is specially formulated and compounded peroxide cured EPDM for compatibility with industrial coolants.



#														Std Pack Qty ft	
Part Number	ID (in)	ID (mm)	OD (in)	OD (mm)	B.R. (in)	B.R. (mm)	WP (psi)	WP (MPa)	Weight (lbs/ft) (kg/m)		Vacuum Rating (in HG) (kPa)		Series Cplg Rec		Pkg Type
629-3.5-RL	0.21	5,3	0.38	9,7	0.6	16,0	150	1,03	0.05	0,07	28	95	N/A	500	Reel
629-4-RL	0.25	6,4	0.44	11,2	0.8	19,1	150	1,03	0.08	0,12	28	95	N/A	600	Reel

Tube: Black EPDM, peroxide cured

Reinforcement: One fiber braid

Cover: Black Synthetic Rubber; smooth finish

Temperature Range: -40°F to +212°F (-40°C to +100°C)

Brand Method: White ink

Brand Example: Parker 629-4 HOSE EPDM-P WP 1MPa (150 psi) 6,4mm (1/4") UL94 V-0 HOSE COVER MADE IN USA

Design Factor: 4:1

Industry Standards: UL94 V-0 Flame Resistance Rating

Application: DI water and glycol-based coolant solutions

Couplings: Designed to be used on hose barb and clamped

WARNING: This product can expose you to chemicals including Carbon Black, which is known to the State of California to cause cancer. For more information go to www.p65warnings.ca.gov.

7181 Heater Hose

Parker's 7181 hose construction designed to SAEJ20R3 D-2 provides electrochemical resistance (ECR) to inhibit striations and rusting of hose-to-metal interfaces, and high temperature performance. The hose is resistant to abrasion, mild chemicals and weathering.



# Part Number	Hose I.D.		Reinf Layers	Hose O.D.		Approx Wt		Minimum Bend Radius		Max WP		Perm Cplg Rec	Nom Std Pack Qty ft	Pkg Type
	inch	mm		inch	mm	lbs/ft	kg/m	inch	mm	psi	MPa			
7181-251	1/4	6,4	2	0.5	13,4	0.10	0,15	3	76,2	65	0,45	*	700	Reel
7181-311	5/16	8,0	2	0.6	15,0	0.18	0,27	5	127,0	65	0,45	*	700	Reel
7181-381	3/8	9,5	2	0.7	17,5	0.16	0,24	5	127,0	65	0,45	*	600	Reel
7181-501	1/2	12,7	2	0.8	20,7	0.19	0,28	6	152,4	65	0,45	*	500	Reel
7181-631	5/8	15,9	2	0.9	23,9	0.23	0,34	8	203,2	65	0,45	HY	500	Reel
7181-631050	5/8	15,9	2	0.9	23,9	0.23	0,37	8	203,2	65	0,45	HY	5 x 50	Carton
7181-751	3/4	19,1	2	1.1	27,1	0.27	0,40	9	228,6	50	0,34	*	500	Reel
7181-1001	1	25,4	2	1.3	34,0	0.37	0,55	12	304,8	45	0,31	*	300	Reel

Tube: Black EPDM

Reinforcement: Multiple textile plies

Cover: Black EPDM; smooth finish

Temp. Range: -40° F to +257° F (-40° C to +125° C)

Brand Method: White ink

Brand Example: PARKER SERIES 7181 HEATER HOSE
SAE 20R3EC D-2 (ID) XX PSI MAX WP
ELECTROCHEMICALLY RESISTANT

WARNING: This product can expose you to chemicals including Carbon Black, which is known to the State of California to cause cancer. For more information go to www.p65warnings.ca.gov.

Refrigerant Hose Products

285 Refrigerant SAE J3062 TYPE C



# Part Number	Hose I.D.		Hose O.D.		Working Pressure		Minimum Bend Radius		Weight		Vacuum Rating		Parkrimp 26 Series
	inch	mm	inch	mm	psi	MPa	inch	mm	lbs/ft	kg/m	inches of Hg	kPa	
285-4	3/16	5,1	0.5	12,5	500	3,45	1	25	0.09	0,13	28	95	•
285-6	5/16	8,2	0.6	14,7	500	3,45	1-1/2	40	0.10	0,14	28	95	•
285-8	13/32	10,7	0.7	17,3	500	3,45	2	50	0.13	0,17	28	95	•
285-10	1/2	12,9	0.8	19,4	500	3,45	2-1/2	65	0.15	0,19	28	95	•
285-12	5/8	16,1	0.9	23,6	500	3,45	3	75	0.19	0,27	28	95	•
285-14	3/4	19,1	1.1	27,4	500	3,45	3-1/2	89	0.24	0,34	28	95	

Application: Refrigerants R134a / PAG Oil & R1234yf / PAG Oil.

Inner Tube: Synthetic rubber with nylon barrier.

Reinforcement: One fiber braid.

Cover: Synthetic rubber.

Temperature Range: -40° F to +257° F (-40° C to +125° C).

Fittings: 26 Series

WARNING: This product can expose you to chemicals including Carbon Black, which is known to the State of California to cause cancer. For more information go to www.p65warnings.ca.gov.

244 Refrigerant

SAE J2064 B CLASS I



# Part Number	Hose I.D.		Hose O.D.		Working Pressure		Minimum Bend Radius		Weight		Vacuum Rating		Parkrimp 26 Series
	inch	mm	inch	mm	psi	MPa	inch	mm	lbs/ft	kg/m	inches of Hg	kPa	
244-16	7/8	22	1.23	31	500	3,45	7-1/2	190	0.51	0,76	28	95	•
244-20	1-1/8	29	1.50	38	500	3,45	9	230	0.56	0,83	28	95	•
244-24	1-3/8	35	1.75	44	350	2,41	10-1/2	270	0.62	0,92	28	95	•

Application: Refrigerant 134a.

Inner Tube: Butyl rubber.

Reinforcement: One-braid steel wire.

Cover: Fiber braid.

Temperature Range: -22° F to +257° F (-30° C to +125° C).

Fittings: 26 Series.

⚠ WARNING: This product can expose you to chemicals including Carbon Black, which is known to the State of California to cause cancer. For more information go to www.p65warnings.ca.gov.

Data Center Hose Application Chart

Sizes (in 16th's)														
Application	3.5 (5.3mm)		4 (1/4")		6 (3/8")		8 (1/2")		12 (3/4")		16 (1")		20 (1-1/4")	24 (1-1/2")
	Hose Barb & Clamp	Push- Lok	Hose Barb & Clamp	Push- Lok	Hose Barb & Clamp		Hose Barb & Clamp	Push- Lok	Hose Barb & Clamp	Push- Lok	Hose Barb & Clamp	Push- Lok	Hose Barb & Clamp	Hose Barb & Clamp
	Server Blade	629	N/A	629	807									
	Jumper Hose				627, 7395	807	627, 7395	807						
CDU Hose									627, 7395	807	627, 7395	807	627	627

To find catalog information on the multiple fitting series scan the QR Codes which will take you directly to the page.



26 Series



43 Series



82 Series



HY Series



Parker Hannifin Corporation
Hose Products Division
30240 Lakeland Boulevard
Wickliffe, Ohio 44092
phone 440 943 5700
fax 440 943 3129
www.parker.com

BUL-4480-B215 11/2024

© 2024 Parker Hannifin Corporation

