

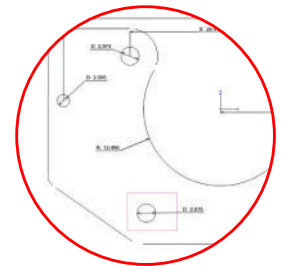


# SWIFT PRO EDGE



## SIMPLE – ACCURATE – COMPACT

Swift PRO Edge is an extension to the popular Swift PRO series of bench-top optical measuring systems. The 6.5x zoom lens enables quick and precise magnification adjustments without the need to change lenses. This makes it accessible to operators of all skill levels, delivering more efficient and accurate performance to your business.

It is an affordable and powerful solution if you are looking to upgrade and enhance your measurement capabilities from traditional hand tools, height gauges and shadowgraphs to advanced video measurement with accurate, traceable results.



**Vision**  
ENGINEERING

## Compact design

The small footprint of Swift PRO Edge makes it ideal for shop floor measurement where space is at a premium. You can bring your inspection process closer to production and identify non-conformances sooner.



## Indexed optical zoom

The 6.5x indexed optical zoom makes it easy for you to measure components of different shapes and sizes with precision, offering more flexibility for your measurement tasks.

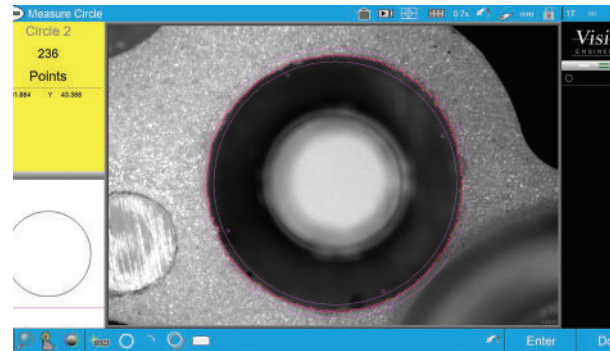


## Versatile

Swift PRO Edge can handle a wide range of industrial applications. It measures sizes from sub-millimeter up to 200 millimeters with a magnification range of 0.7x to 4.5x, providing accurate and repeatable measurements for small to medium-sized parts.

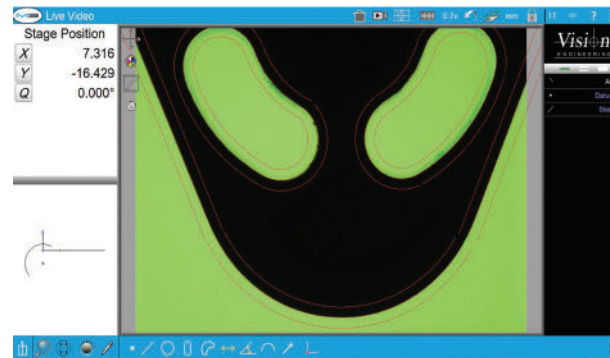
## Easy-to-use

With Swift PRO Edge, measuring complete features is a quick and easy click. The system's accurate edge detection ensures precise measurements every time.



Intuitive yet powerful M3 software simplifies the measurement process, helping your operators get up to speed quickly.

Additional software options are available for measuring standard threads and spur gears. Import DXF files to create measurement programs and digital overlays for shadowgraph-style comparison.



Whether you are measuring surface features or profiles, Swift PRO Edge's fully programmable transmitted and reflected lights deliver consistent illumination, which is crucial for maintaining your measurement accuracy and repeatability.

## Technical Information

Measuring capacity (X,Y)	200 mm x 100 mm (8"x 4")
Measuring capacity (Z)	95 mm (3.7")
Encoder resolution	1µm in X and Y, 0.5µm in Z
Maximum load	10 kg (22.04 lbs)
Substage (transmitted) illumination	LED with green filter and iris control
Surface (reflected) illumination	Quadrant-controlled LED ring light
Zoom lens	6.5x indexed zoom
Zoom steps	0.7x, 1x, 2x, 3x, 4x, 4.5x
Min - max magnification (fit to screen) <sup>1</sup>	18x - 225x
Min - max magnification (1:1 view)	80x - 533x
Min - max field of view (mm, fit to screen)	1.4mm x 1.0 mm - 8.0 mm x 6.0 mm
Camera	5.0MP USB 3 color camera
Dimensions (H x W x D)	620 mm x 515mm x 480mm (24.40" x 20.27" x 18.90")
Machine weight (unpacked)	20 kg (44.09 lbs)
Measurement uncertainty (X, Y) <sup>2</sup>	5.0 + (6.5L/1000) µm
Measurement uncertainty (Z)	10µm, using controlled conditions at maximum magnification

<sup>1</sup>On 22" monitor

<sup>2</sup>Measurement uncertainty is determined in accordance with ISO-10360 Part 7 using controlled conditions with highest magnification at the standard measuring plane. Increased accuracies may be obtained by in-situ system calibration.  
L = length in mm.

*Swift PRO Edge combines advanced technology and robust construction to deliver an easy-to-use yet powerful measuring solution at a competitive price point.*

**SWIFT PRO  
EDGE**

**Vision**  
ENGINEERING

[www.visioneng.us](http://www.visioneng.us)

+1 (860) 355 3776  
+1 (800) 644 7264 (Toll free)  
[info@visioneng.com](mailto:info@visioneng.com)