

SATURN BLOCK SERIES

SPECIALTY COUPLING

The **Saturn Block** allows for easy connection/disconnection with residual pressure, with a user-friendly relief system that drains the residual pressure before connection and disconnection, to reduce injury risk and allow pressure-free connections. The Saturn Block is a direct field replacement for other connect-under-pressure systems.



FEATURES

Size range: 1/2" thru 3/4"


Interchangeable with ISO 16028 parts: couplings size 1/2, 5/8, and 3/4 inch, and drain line size 3/8 or 1/2 inch male

Threads available: 3/4 JIC for pressure lines, 3/8 SAE for drain line, others on request

- Flat face push-to-connect couplings
- Connection/disconnection with residual pressure, after draining the pressure with the knob
- Cr(III) zinc plated surface, seals: NBR or POM, anti-extrusion rings: PTFE

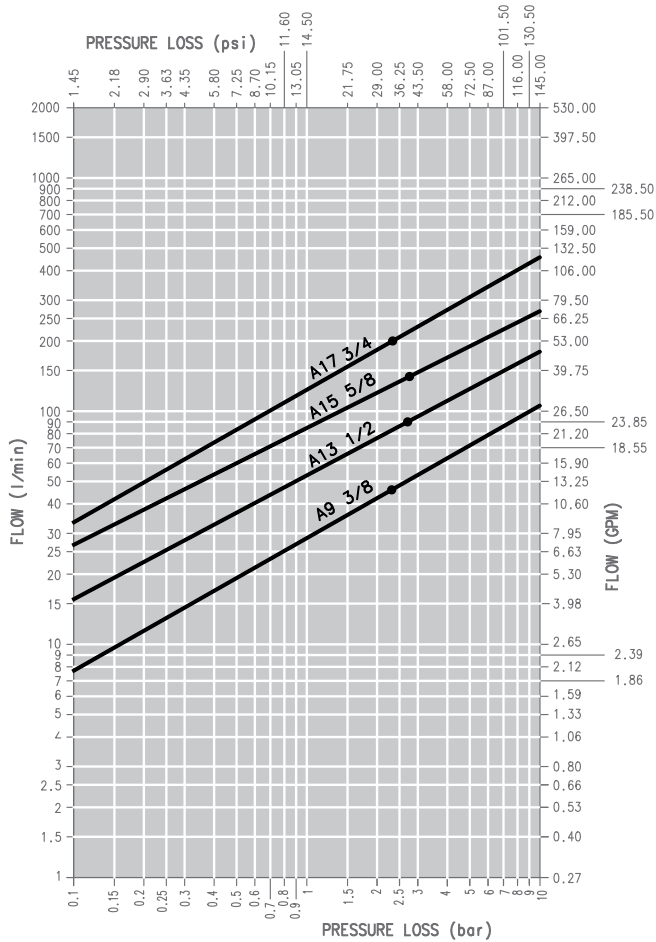
APPLICATIONS

- Mobile construction equipment
- Skid steers
- Excavators and mini-excavators

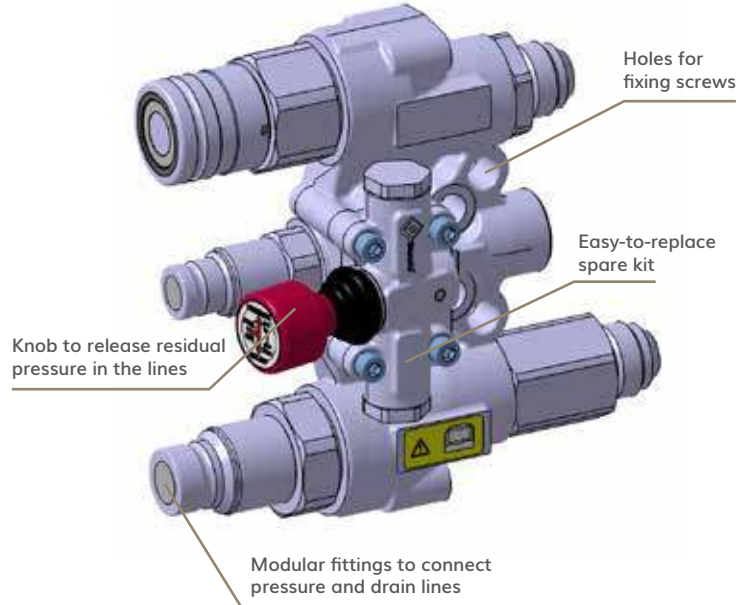




PRESSURE DROP



OIL = ISO VG32, TEMP = 40C, VISCOSITY = 28.8-35.2 MM²/S



PERFORMANCE

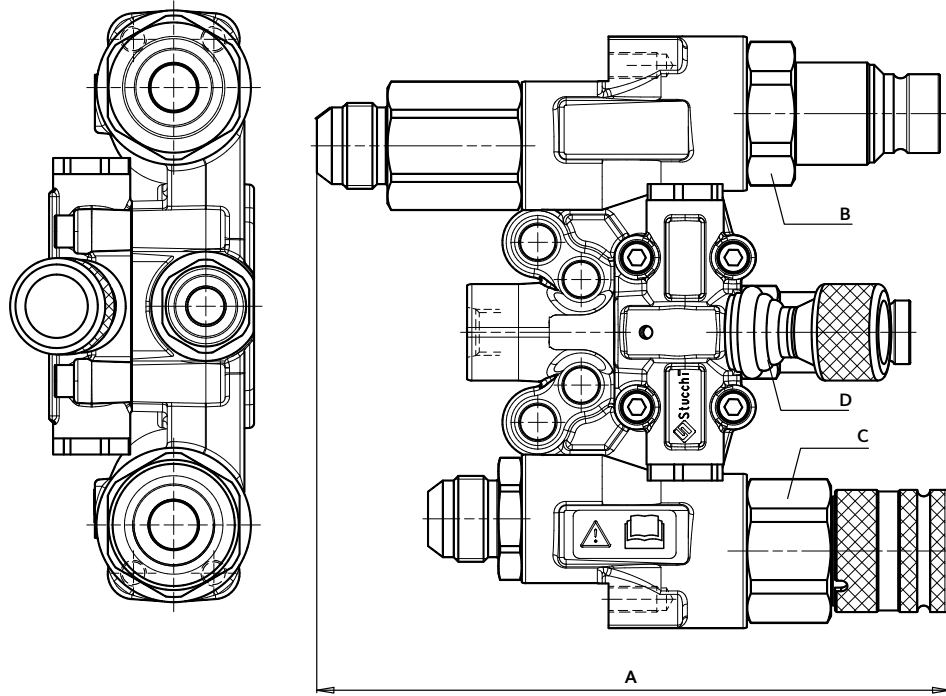
DESCRIPTION	SIZE	MAX. OPERATING PRESSURE COUPLED		MAX. RESIDUAL PRESSURE DURING CONNECTION		SPILLAGE*
		MPa	psi	MPa	psi	
SATURN BLOCK 13	1/2	35	5075	25	3625	0.020
SATURN BLOCK 15	5/8	35	5075	25	3625	0.026
SATURN BLOCK 17	3/4	35	5075	25	3625	0.032

* Spillage is an indicative value of the fluid loss per couple-uncouple cycle.

SATURN BLOCK SERIES

SPECIALTY COUPLING

SIZE DIAGRAM



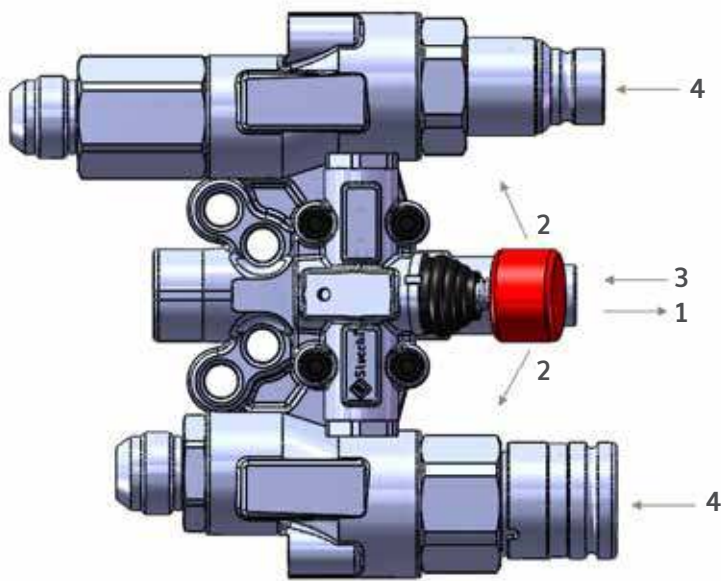
DESCRIPTION	ORDER CODE	BODY SIZE	UNIT	A	B	C	D	UP	DRAIN	DOWN	UNIT	WEIGHT
SATURN BLOCK 13	808800102	1/2	mm	196.8	41	41	27	DN 12.5	DN 10	DN 12.5	kg	4.312
			inch	7.75	1.61	1.61	1.06	1/2	3/8	1/2	lb	9.506
SATURN BLOCK 15	808800103	5/8	mm	203.7	41	41	27	DN 16	DN 10	DN 16	kg	4.437
			inch	8.02	1.61	1.61	1.06	5/8	3/8	5/8	lb	9.782
SATURN BLOCK 17	808800104	3/4	mm	224	46	46	32	DN 19	DN 12.5	DN 19	kg	5.052
			inch	8.82	1.81	1.81	1.26	3/4	1/2	3/4	lb	11.138

ORDER CODES

DESCRIPTION	ORDER CODE	BODY SIZE - COUPLER & NIPPLE	DRAIN LINE SIZE
SATURN BLOCK 13	808800102	1/2	3/8
SATURN BLOCK 15	808800103	5/8	3/8
SATURN BLOCK 17	808800104	3/4	1/2
SATURN BLOCK 17	808800105	3/4	3/8

* Use "R" suffix to reverse positions of coupler and nipple in the Saturn Block.

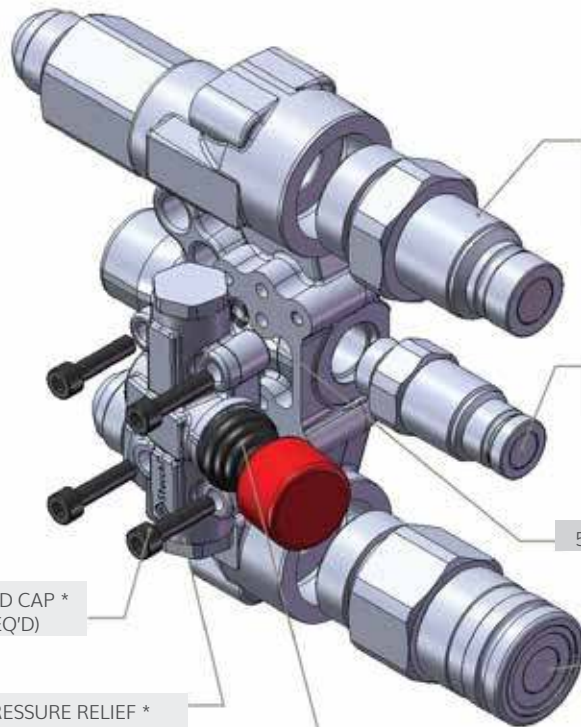
PART	ORDER CODE	DESCRIPTION
COUPLER	808313030	F. A13HD COUPLER
NIPPLE	808313001	M. A13HD NIPPLE
COUPLER	808313032	F. A15HD COUPLER
NIPPLE	808313003	M. A15HD NIPPLE
COUPLER	801313010	F. A17 COUPLER
NIPPLE	801313011	M. A17 NIPPLE
COUPLER	801304033	M. A9 NIPPLE DRAIN LINE
NIPPLE	801304049	M. A13 NIPPLE DRAIN LINE
VALVE KIT	815700852	SATURN VALVE RELIEF KIT *



How to Operate the Pressure Relief Valve on the Saturn Block

1. Pull out red knob on pressure relief valve
2. Pull red knob up/down to relieve pressure
3. Release red knob, allowing it return to starting position
4. Insert coupler/nipple into the Saturn Block

REPLACEMENT PARTS LIST



808313001	M. A13HD NIPPLE 1/2
808313003	M. A15HD NIPPLE 5/8
801313011	M. A17 NIPPLE 3/4

801304033	M. A9 NIPPLE DRAIN LINE 3/8
801304049	M. A13 NIPPLE DRAIN LINE 1/2

500000269 O-RING (4 REQ'D) *

502800046 M6 X 25 SCKT HD CAP *
SCREW (4 REQ'D)

708800001G PRESSURE RELIEF *
VALVE ASSY.

808313030	F. A13HD COUPLER 1/2
808313032	F. A15HD COUPLER 5/8
801313010	F. A17 COUPLER 3/4

* Included with 8157000842
Saturn valve pressure relief kit

SPECIALTY COUPLING