
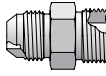
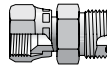
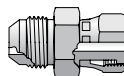
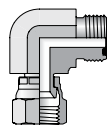

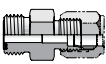

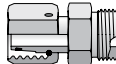


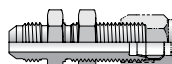




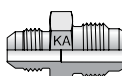



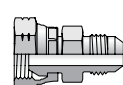
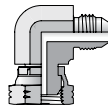




VISUAL  
INDEX






# Conversion Adapters

**K**

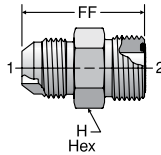
 <p><b>ORFS to 37° Flare</b></p>	<p><b>XHLO</b> 37° Flare / ORFS</p>  <p>K3</p>	<p><b>LOHX6</b> 37° Swivel / ORFS</p>  <p>K3</p>	<p><b>XHL6</b> 37° Flare / ORFS Swivel</p>  <p>K3</p>	<p><b>LOEX6</b> ORFS / 37° Flare Swivel</p>  <p>K3</p>	
 <p><b>ORFS to 24° Flareless</b></p>	<p><b>BUHLO</b> ORFS / 24° Flareless</p>  <p>K4</p>	 <p><b>ORFS to Metric 24° Flareless</b></p>	<p><b>LOHU86</b> Metric 24° Flareless/ORFS</p>  <p>K4</p>		
 <p><b>37° Flare to 24° Flareless</b></p>	<p><b>XHBU</b> 37° Flare / Flareless</p>  <p>K4</p>	<p><b>XHBU2</b> 37° / Flareless Bulkhead</p>  <p>K4</p>	 <p><b>37° Flare to JIS 30° Flare</b></p>	<p><b>XHT46</b> 37° Flare / 30° Flare</p>  <p>K5</p>	<p><b>XHT4</b> 37° Flare / JIS 30° Flare</p>  <p>K5</p>
 <p><b>37° Flare to Komatsu Style 30° Flare</b></p>	<p><b>XHMKA</b> 37° Flare / 30° Flare</p>  <p>J5</p>	<p><b>XHMKA6</b> 37° Flare / 30° Swivel</p>  <p>J5</p>			
 <p><b>37° Flare to 60° Cone (K4)</b></p>	<p><b>XHK4</b> 37° Flare / 60° Cone</p>  <p>K5</p>	<p><b>XHMK46</b> 37° Flare / BSPP Swivel</p>  <p>K5</p>	<p><b>XEMK46</b> 37° Flare / BSPP Swivel</p>  <p>K6</p>	 <p><b>37° Flare to Metric 24° Flareless</b></p>	<p><b>XHU86</b> 37° / Metric 24° Flareless</p>  <p>K6</p>

**O-Rings and Seals (Shown in Section N)**

 <p><b>O-Rings</b></p>	<p><b>ORFS O-Ring</b></p>  <p>N4</p>	<p><b>EO O-Ring</b></p>  <p>N10</p>
---	---	--

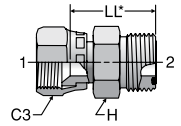
# XHLO

Male Adapter  
37° Flare / ORFS



# LOHX6

Swivel Adapter  
37° Flare Swivel / ORFS



\*LL – End to base of flare

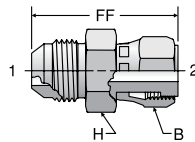
TUBE FITTING PART #	END SIZE		FF (in.)	H HEX (in.)	Dynamic Pressure (x 1,000 PSI)	
	1 (in.)	2 (in.)			-S	-SS
	4 XHLO	1/4			1/4	1.25
6 XHLO	3/8	3/8	1.34	3/4	6.0	7.2
8 XHLO	1/2	1/2	1.55	7/8	6.0	7.2
10 XHLO	5/8	5/8	1.83	1 1/16	5.0	6.0
12 XHLO	3/4	3/4	2.05	1 1/4	5.0	6.0
16 XHLO	1	1	2.16	1 1/2	4.5	5.4
20 XHLO	1 1/4	1 1/4	2.29	1 3/4	4.0	4.8
24 XHLO	1 1/2	1 1/2	2.48	2 1/8	3.0	3.6

TUBE FITTING PART #	END SIZE		C3 HEX (in.)	H HEX (in.)	LL Ref. (in.)	Dynamic Pressure (x 1,000 PSI)	
	1 (in.)	2 (in.)				-S	-SS
	4 LOHX6	1/4				1/4	9/16
6 LOHX6	3/8	3/8	11/16	3/4	1.06	5.0	6.0
8 LOHX6	1/2	1/2	7/8	7/8	1.21	5.0	6.0
10 LOHX6	5/8	5/8	1	1 1/16	1.40	5.0	6.0
12 LOHX6	3/4	3/4	1 1/4	1 1/4	1.48	5.0	6.0
16 LOHX6	1	1	1 1/2	1 1/2	1.64	3.6	4.3
20 LOHX6	1 1/4	1 1/4	2	1 3/4	1.77	3.6	4.3

VISUAL INDEX

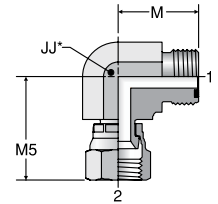
# XHL6

Male Swivel Adapter  
ORFS Swivel / 37° Flare



# LOEX6

Swivel Elbow  
ORFS / 37° Flare Swivel



\* JJ – Across wrench flats

TUBE FITTING PART #	END SIZE		B HEX (in.)	FF (in.)	H HEX (inch) (in.)	Dynamic Pressure (x 1,000 PSI)	
	1 (in.)	2 (in.)				-S	-SS
	4 XHL6	1/4				1/4	11/16
6 XHL6	3/8	3/8	13/16	1.61	3/4	6.0	7.2
8 XHL6	1/2	1/2	15/16	1.90	7/8	6.0	7.2
10 XHL6	5/8	5/8	1 1/8	2.20	1 1/16	5.0	6.0
12 XHL6	3/4	3/4	1 3/8	2.50	1 1/4	5.0	6.0
16 XHL6	1	1	1 5/8	2.66	1 1/2	4.5	5.4
20 XHL6	1 1/4	1 1/4	1 7/8	2.80	1 11/16	4.0	4.8

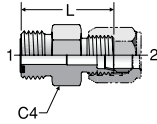
TUBE FITTING PART #	END SIZE		JJ (in.)	M (in.)	M5 (in.)	Dynamic Pressure (x 1,000 PSI)	
	1 (in.)	2 UN/UNF-2B				-S	-SS
	4 LOEX6	1/4				1/4	9/16
6 LOEX6	3/8	3/8	3/4	0.98	1.25	5.0	5.0
8 LOEX6	1/2	1/2	3/4	1.10	1.38	5.0	5.0
10 LOEX6	5/8	5/8	1 1/16	1.31	1.63	5.0	5.0
12 LOEX6	3/4	3/4	1 3/16	1.47	1.80	5.0	5.0
16 LOEX6	1	1	1 7/16	1.64	2.00	4.0	4.0
20 LOEX6	1 1/4	1 1/4	1 5/8	1.76	2.31	3.6	3.6
24 LOEX6	1 1/2	1 1/2	1 7/8	1.92	2.59	3.0	3.0

Dimensions and pressures for reference only, subject to change.



## BUHLO

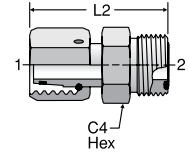
Ferulok Male Adapter  
ORFS / SAE Flareless



TUBE FITTING PART #	END SIZE		C4 HEX (in.)	L (in.)	Dynamic Pressure (x 1,000 PSI)	
	1 (in.)	2 (in.)			-S	-SS
	6 BUHLO	3/8			3/8	3/4
8 BUHLO	1/2	1/2	7/8	1.45	5.0	6.0
10 BUHLO	5/8	5/8	1 1/16	1.70	5.0	6.0
12 BUHLO	3/4	3/4	1 1/4	1.88	4.5	5.4
16 BUHLO	1	1	1 1/2	1.94	4.0	4.8

## LOHU86

EO Swivel Adapter  
24° Flareless Metric  
Swivel (EO) / ORFS

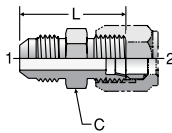


TUBE FITTING PART #	END SIZE		C4 HEX (in.)	L2 (in.)	Dynamic Pressure (x 1,000 PSI)	
	1 EO Swivel	2 (in.)			-S	-SS
	<b>L Series</b>					
4 -6L LOHU86	6L	1/4	5/8	1.32	4.5	5.4
4-8L LOHU86	8L	1/4	5/8	1.32	4.5	5.4
6-10L LOHU86	10L	3/8	3/4	1.44	4.5	5.4
8-12L LOHU86	12L	1/2	7/8	1.53	4.5	5.4
10-15L LOHU86	15L	5/8	1 1/16	1.82	4.5	5.4
12-18L LOHU86	18L	3/4	1 1/4	1.89	4.5	5.4
16-22L LOHU86	22L	1	1 1/2	2.08	2.5	3.0
<b>S Series</b>						
4-6S LOHU86	6S	1/4	5/8	1.32	9.2	9.2
4-8S LOHU86	8S	1/4	5/8	1.34	9.2	9.2
6-10S LOHU86	10S	3/8	3/4	1.44	9.2	9.2
8-12S LOHU86	12S	1/2	7/8	1.59	9.2	9.2
10-14S LOHU86	14S	5/8	1 1/16	1.84	9.2	9.2
10-16S LOHU86	16S	5/8	1 1/16	1.84	5.8	5.8
12-20S LOHU86	20S	3/4	1 1/4	2.05	5.8	5.8
16-25S LOHU86	25S	1	1 1/2	2.15	5.8	5.8

VISUAL INDEX

## XHBU

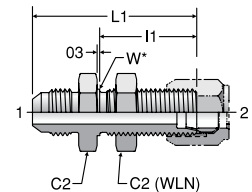
Union Adapter  
SAE Flareless / 37° Flare



TUBE FITTING PART #	END SIZE		C HEX (in.)	L (in.)	Dynamic Pressure (x 1,000 PSI)	
	1 (in.)	2 (in.)			-S	-SS
	4 XHBU	1/4			1/4	1/2
6 XHBU	3/8	3/8	5/8	1.28	5.0	7.7
8 XHBU	1/2	1/2	13/16	1.47	5.0	7.7
10 XHBU	5/8	5/8	15/16	1.69	5.0	6.0
12 XHBU	3/4	3/4	1 1/8	1.94	4.5	6.0
16 XHBU	1	1	1 5/8	1.97	4.0	4.8
20 XHBU	1 1/4	1 1/4	1 3/4	2.00	3.0	3.6
24 XHBU	1 1/2	1 1/2	2 1/8	2.16	2.0	2.4

## XHBU2

Bulkhead Union Adapter  
SAE Flareless Bulkhead /  
37° Flare



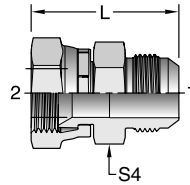
\*W – Bulkhead pilot dia. recommended clearance hole is +.015 over W dia.

TUBE FITTING PART #	END SIZE		C2 HEX (in.)	I1 (in.)	L1 (in.)	W (in.)	Max. Bulkhead Thickness	Dynamic Pressure (x 1,000 PSI)	
	1 (in.)	2 (in.)						-S	-SS
	4 XHBU2	1/4						1/4	11/16
6 XHBU2	3/8	3/8	13/16	1.17	2.08	0.56	0.40	5.0	7.7
8 XHBU2	1/2	1/2	1	1.31	2.31	0.75	0.40	5.0	7.7
10 XHBU2	5/8	5/8	1 1/8	1.45	2.56	0.88	0.37	5.0	7.7
12 XHBU2	3/4	3/4	1 3/8	1.56	2.94	1.06	0.43	4.5	5.4
16 XHBU2	1	1	1 5/8	1.56	2.95	1.31	0.43	4.0	4.8

Dimensions and pressures for reference only, subject to change.

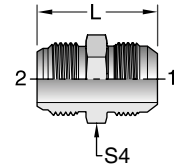
## XHT46

BSPP Swivel Adapter  
37° Flare / 30° Flare Swivel



## XHT4

Union Adapter  
37° Flare / JIS 30° Flare



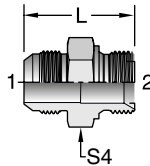
TUBE FITTING PART #	End Size		S4 Hex (in.)	L (in.)	Dynamic Pressure (x 1,000 PSI)	
	1 (in.)	2 BSPP			-S	
4 XHT46	1/4	1/4-19	9/16	1.22	5.0	
6 XHT46	3/8	3/8-19	11/16	1.32	5.0	
8 XHT46	1/2	1/2-14	7/8	1.46	5.0	
12 XHT46	3/4	3/4-14	1 1/4	1.92	4.0	
16 XHT46	1	1-11	1 1/2	2.05	3.0	

TUBE FITTING PART #	End Size		S4 Hex (in.)	L (in.)	Dynamic Pressure (x 1,000 PSI)	
	1 (in.)	2 BSPP			-S	
4-4 XHT4	1/4	1/4-19	3/4	1.42	5.0	
6 XHT4	3/8	3/8-19	3/4	1.55	5.0	
8 XHT4	1/2	1/2-14	7/8	1.75	5.0	
12 XHT4	3/4	3/4-14	1 1/8	2.06	4.0	
16 XHT4	1	1-11	1 3/8	2.17	3.0	

VISUAL INDEX

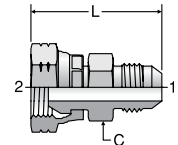
## XHK4

BSPP Swivel Adapter  
37° Flare / 60° Cone



## XHMK46

BSPP Swivel Adapter  
37° Flare / BSPP 60° Cone Swivel



Swivel end mates with BS5200 (Parker K4) adapters and Parker D9 hose fittings.

TUBE FITTING PART #	End Size		S4 Hex (in.)	L (in.)	Dynamic Pressure (x 1,000 PSI)	
	1 (in.)	2 BSPP			-S	
4-4 XHK4	1/4	1/4-19	3/4	1.25	5.1	
6-4 XHK4	3/8	1/4-19	7/8	1.42	2.9	
6-6 XHK4	3/8	3/8-19	7/8	1.46	2.9	
8-6 XHK4	1/2	3/8-19	1 1/16	1.61	2.9	
8-8 XHK4	1/2	1/2-14	1 1/16	1.69	2.9	
10-8 XHK4	5/8	1/2-14	1 1/8	1.89	2.9	
12-12 XHK4	3/4	3/4-14	1 5/16	2.13	2.9	
12-16XHK4	3/4	1-11	1 5/8	2.27	1.7	
16-16 XHK4	1	1-11	1 5/8	2.32	1.7	

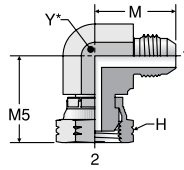
TUBE FITTING PART #	END SIZE		C HEX (mm)	L (mm)	Dynamic Pressure (x 1,000 PSI)	
	1 (in.)	2 BSPP			S	
6-4XHMK46	3/8	1/4-19	17	40.0	5.0	
6XHMK46	3/8	3/8-19	17	39.2	4.0	
8-6XHMK46	1/2	3/8-19	19	42.3	4.0	
8XHMK46	1/2	1/2-14	19	45.0	4.0	
10-8XHMK46	5/8	1/2-14	24	48.6	4.0	
12XHMK46	3/4	3/4-14	30	50.0	4.0	
12-16XHMK46	3/4	1-11	36	56.8	3.0	
16XHMK46	1	1-11	36	58.0	3.0	

K

Dimensions and pressures for reference only, subject to change.

# XEMK46

90° BSP Swivel Adapter  
 37° Flare / BSPP 60° Cone  
 Swivel



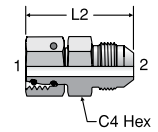
\* Y – Across wrench flats

Swivel end mates with BS5200  
 (Parker K4) adapters and Parker  
 D9 hose fittings.

TUBE FITTING PART #	END SIZE		M (mm)	M5 (mm)	Y (mm)	Dynamic Pressure (x 1,000 PSI) S
	1 (in.)	2 BSPP				
6-4XEMK46	3/8	1/4-19	26.9	33.2	19	4.0
6XEMK46	3/8	3/8-19	26.9	32.6	19	4.0
8-6XEMK46	1/2	3/8-19	31.8	32.6	19	4.0
8XEMK46	1/2	1/2-14	31.8	38.8	22	4.0
10-8XEMK46	5/8	1/2-14	36.8	38.8	22	4.0
12XEMK46	3/4	3/4-14	42.2	40.3	27	4.0
12-16XEMK46	3/4	1-11	42.2	48.8	33	3.0
16XEMK46	1	1-11	46.0	48.8	33	3.0

# XHU86

EO Swivel Adapter  
 Metric Swivel (EO) / 37° Flare



TUBE FITTING PART #	END SIZE		C4 HEX (in.)	L2 (in.)	Dynamic Pressure (x 1,000 PSI)		
	1 EO Swivel	2 (in.)			S	SS	B
<b>L Series</b>							
4-6L XHU86	6L	1/4	1/2	1.47	4.5	4.5	2.9
6-8L XHU86	8L	3/8	5/8	1.52	4.5	4.5	2.9
6-10L XHU86	10L	3/8	5/8	1.57	4.5	4.5	2.9
8-12L XHU86	12L	1/2	13/16	1.69	4.5	4.5	2.9
10-15L XHU86	15L	5/8	15/16	1.98	4.5	4.5	2.9
12-18L XHU86	18L	3/4	1 1/8	2.11	4.5	4.5	2.9
16-22L XHU86	22L	1	1 3/8	2.36	2.3	2.3	1.5
16-28L XHU86	28L	1	1 3/8	2.45	2.3	2.3	1.5
<b>S Series</b>							
4-6S XHU86	6S	1/4	1/2	1.49	7.5	7.5	4.9
6-8S XHU86	8S	3/8	5/8	1.57	7.5	7.5	4.9
6-10S XHU86	10S	3/8	11/16	1.57	7.5	7.5	4.9
8-12S XHU86	12S	1/2	13/16	1.75	6.0	6.0	3.9
10-16S XHU86	16S	5/8	15/16	2.04	5.0	5.0	3.3
12-20S XHU86	20S	3/4	1 1/8	2.29	5.0	5.0	3.3
16-25S XHU86	25S	1	1 3/8	2.45	4.5	4.5	2.9



Dimensions and pressures for reference only, subject to change.