

A Application

Thread Guide









Hose
A










Fittings
B

Equipment
C

Accessories
D

Technical
E

size	 NPTF Pipe Thread Size	 SAE (JIC) 37 Flare Thread Size	 SAE 45 Flare Thread Size	 O-Ring Style Straight Thread Size	 SAE Inverted Flare Thread Size	 PTT 30 Flare Thread Size	 SAE Flare-less Thread Size	 Seal-Lok Thread
2	1/8 - 27	5/16 - 24	5/16 - 24	5/16 - 24	-	-	5/16 - 24	-
3	-	3/8 - 24	3/8 - 24	3/8 - 24	-	-	3/8 - 24	-
4	1/4 - 18	7/16 - 20	7/16 - 20	7/16 - 20	7/16 - 24	-	7/16 - 20	9/16 - 18
5	-	1/2 - 20	1/2 - 20	1/2 - 20	1/2 - 20	-	1/2 - 20	-
6	3/8 - 18	9/16 - 18	5/8 - 18	9/16 - 18	5/8 - 18	-	9/16 - 18	11/16-16
8	1/2 - 14	3/4 - 16	3/4 - 16	3/4 - 16	3/4 - 18	-	3/4 - 16	13/16 - 16
10	-	7/8 - 14	7/8 - 14	7/8 - 14	7/8 - 18	-	7/8 - 14	1 - 14
12	3/4 - 14	1 1/16 - 12	1 1/6 - 14	1 1/16 - 12	-	-	1 1/16 - 12	1 3/16 - 12
14	-	1 3/16 - 12	-	1 3/16 - 12	-	-	1 3/16 - 12	-
16	1 - 11 1/2	1 5/16 - 12	-	1 5/16 - 12	-	1 5/16 - 14	1 5/16 - 12	1 7/16 - 12
20	1 1/4 - 11 1/2	1 5/8 - 12	-	1 5/8 - 12	-	1 5/8 - 14	1 5/8 - 12	1 11/16 - 12
24	1 1/2 - 11 1/2	1 7/8 - 12	-	1 7/8 - 12	-	1 7/8 - 14	1 7/8 - 12	2-12
32	2 - 11 1/2	2 1/2 - 12	-	2 1/2 - 12	-	2 1/2 - 12	2 1/2 - 12	-

Fitting Size	 DIN "L" Swivel Female Thread Size	 DIN "S" Swivel Female Thread Size	 DIN "L" Male Stud Thread Size	 DIN "S" Male Stud Thread Size	 Male BSPP Thread Size	 BSP Swivel Female Thread Size	 French Swivel Female Gaz Series	 French Swivel Female Metric Series	 French Male Stud Metric Series
4	-	-	-	-	1/4x19	1/4x19	--	-	-
6	M12x1,5	M14x1,5	M12x1,5	M14x1,5	3/8x19	3/8x19	-	M12x1	-
8	M14x1,5	M16x1,5	M14x1,5	M16x1,5	1/2x14	1/2x14	-	M14x1,5	-
10	M16x1,5	M18x1,5	M16x1,5	M18x1,5	5/8x14	5/8x14	-	M16x1,5	-
12	M18x1,5	M20x1,5	M18x1,5	M20x1,5	3/4x14	3/4x14	-	M18x1,5	-
-	-	-	-	-	-	-	M20x1,5	-	-
14	-	M22x1,5	-	M22x1,5	-	-	-	M20x1,5	-
15	M22x1,5	-	M22x1,5	-	-	-	-	M22x1,5	-
16	-	M24x1,5	-	M24x1,5	1x11	1x 11	-	M24x1,5	-
-	-	-	-	-	-	-	M24x1,5	-	-
18	M26x1,5	-	M26x1,5	-	-	-	-	M27x1,5	-
20	-	M30x2	-	M30x2	1 1/4x11	1 1/4x11	-	M27x1,5	-
-	-	-	-	-	-	-	M30x 1,5	-	-
22	M30x2	-	M30x2	-	-	-	-	M30x1,5	-
25	-	M36x2	-	M36x2	1 1/2x11	1 1/2x11	-	M33x1,5	-
-	-	-	-	-	-	-	M36x1,5	-	-
28	M36x2	-	M36x2	-	-	-	-	M36x1,5	-
30	-	M42x2	-	M42x2	2x11	2x11	-	M39x1,5	-
33	-	-	-	-	-	-	M45x1,5	-	-

