

Vehicle Scale



POWERCELL® MTX® Load Cell

Reliable Operation

Accurate Weighing

Exceptional Value

Proven Performance

Reduced Service Costs



Reliable and Accurate Weighing
Keeps Your Vehicles Moving

METTLER TOLEDO

POWERCELL® MTX® Load Cells

Virtually Eliminate Unplanned Service Costs

- **Reliable scale operation 24/7**
- **Accurate weighing prevents lost income**
- **Designed to withstand every climate**

Reliability

Every minute that your scale is unable to operate means lost money. POWERCELL load cells are designed to keep your scale running 24/7. Each load cell calculates and transmits a weight 15 times per second. If there is a weighing error, the load cell notifies the scale operator instantly, not when customers complain or drivers are fined for overloading.

Accuracy

Inaccurate weighing costs money. By delivering accurate weights, POWERCELL load cells help prevent lost income due to incorrect billing, customer complaints, and fines for overloading. Each load cell has an on-board microprocessor that continuously monitors cell performance and automatically compensates for temperature changes and other external influences.

100% Stainless Steel Components
- Corrosion resistant.

Welded Joints
- The load cell is watertight even when submersed.

Rubber Boot - Keeps debris from affecting weighing accuracy.

Rocker Column - Self-aligning suspension for the best weighing accuracy.

Quick-Connect Cable
- Forms a watertight seal quickly and easily.

Anti-Rotation Design
- Maintains alignment and prevents cable damage.



The MTX load cell uses a proven POWERCELL technology that provides the ultimate in weighing performance. We designed it to meet two basic goals: To operate reliably over a long service life and

to weigh accurately in any type of environment. The result is a heavy-capacity load cell that delivers the best value for your money by meeting the real-world demands of industrial weighing.

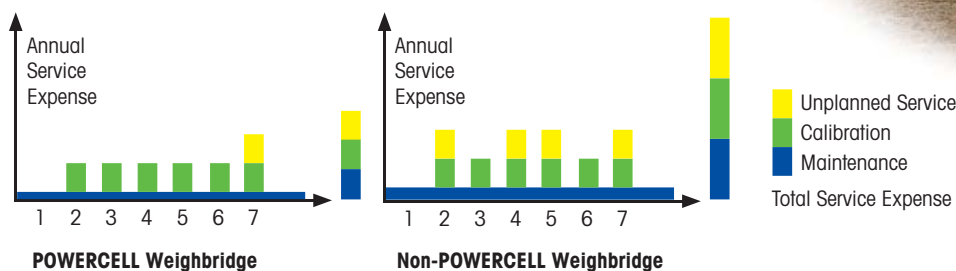
Exceptional Value

When selecting a load cell, consider its total cost of ownership. In addition to the initial purchase price, factor in fixed costs such as maintenance and variable costs such as unplanned service and downtime. Any initial savings from

buying economy load cells are eaten up by the higher cost of up-keep. By providing the most reliable heavy-capacity weighing in the industry, POWERCELL® load cells give you the best value over the life of your scale.






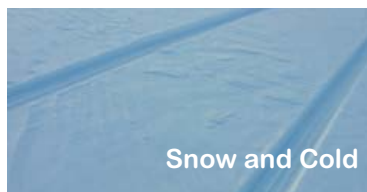
Profit from long-term planning: Focus on total cost of ownership



Proven Performance

POWERCELL load cells have a proven history of accurate and reliable performance. They have been tested extensively and are approved for use globally. With more than a half million in service worldwide, our line of POWERCELL load cells has demonstrated the ability to stand up to the toughest industrial environments.

Designed for Every Climate



Typical POWERCELL System


(All from one supplier)



Weighbridge with 4 to 24 Load Cells



Scale Terminal



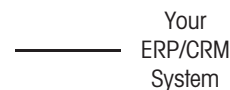
Ethernet



ADI310 Scoreboard



OverDrive™ Vehicle Scale Software



Your ERP/CRM System

POWERCELL Load Cells

Reduce Service Costs

- Robust design reduces need for service.
- Self-diagnostic capabilities identify problems quickly.
- Junction boxes require no field adjustments.
- Quick-connect cables make replacement easy.
- Double-shielded cables prevent rodent damage.



This POWERCELL® scale has been in continuous operation for 14 years (more than 1.25 million trucks).



Double-shielded load cell cable.

Specifications

Capacities	25t (55,000 lb) and 45t (100,000 lb)
Design	Compression, Rocker Column
Material	304 and 17-4 PH Stainless Steel
Environmental Protection	IP68/IP69K
Lightning Protection	IEEE 4-1978
NTEP Approval	NIST H44 IIL-M 10,000d (CC# 88-091A4)
OIML Approval	R60 C3, C4, C5, C6 (T2206/TC5408)
Factory Mutual Approval*	ID# 3004084
Ex Approval*	KEMA 03ATEX1166, KEMA 03ATEX1250

*Weighing accuracy is not compromised by an intrinsic barrier.



www.mt.com

For more information



J.A. KING

PRECISION MEASUREMENT PROFESSIONALS
WWW.JAKING.COM 800.327.7727

Mettler-Toledo AG

CH-8606 Greifensee
 Switzerland
 Tel. +41 44 944 22 11
 Fax +41 44 944 30 60

Specifications subject to change without notice.
 © 2006 Mettler-Toledo AG

MTMS 44099714